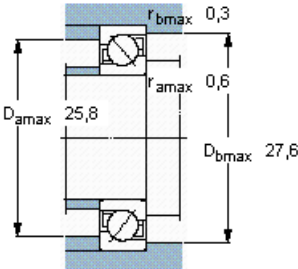
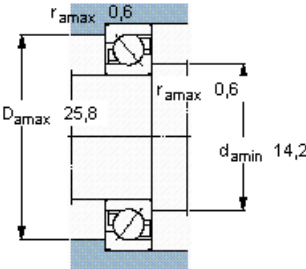
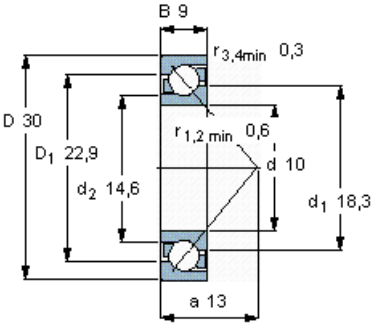


Angular contact ball bearings, single row



Principal dimensions			Basic load ratings		Fatigue load limit $P_u$	Speed ratings		Mass	Designation
d	D	B	dynamic	static		Reference speed	Limiting speed		
mm			kN		kN	r/min		kg	-
10	30	9	7,02	3,35	0,14	30000	30000	0,030	7200 BEP



Calculation factors

$k_r$  0,095  
 $k_a$  1,4  
 $e$  1,14  
 $X$  0,35  
 $Y$  0,57  
 $Y_0$  0,26